



Astral Pool SLX Light Power Supply

INSTALLATION INSTRUCTIONS



Rainbow Pool Products

PO Box 2388, Mansfield Qld 4122

Telephone STD 61-7-3849 5385

Facsimile STD 61-7-3849 5384

Email: info@rainbowpoolproducts.com.au

Web: www.rainbowpoolproducts.com.au

INSTALLATION OF POWER SUPPLY

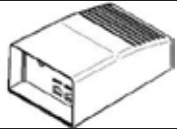

WARNING: If the supply cord is damaged, it must only be replaced by AstralPool, its service agent or a similarly qualified person, in order to avoid a hazard.

WARNING: The transformer is not intended for series/parallel connection.

WARNING: Never connect more than one light to a single power supply outlet. Each outlet on the power supply must go to one - and one only – underwater light.

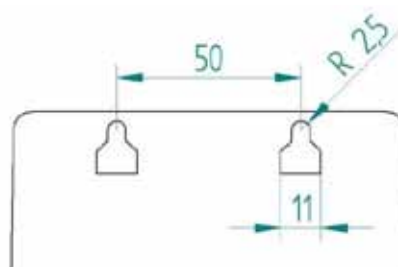
The SLX power supply has an IP23 rating, meaning it is suitable for installation outdoors. For safe operation the power supply must be installed in the correct orientation, with the cables leaving from the bottom of the device. If installing the power supply near the pool or spa water, you must ensure that the rules of AS3000 are followed at all times. AstralPool strongly recommends that installation be performed by a registered pool builder, electrician or other suitably qualified person.

Kit Contents

Quantity	Item	
1	SLX Lighting Transformer (2 output)	
2	Light power supply plug	
2	Screw 8G*3/4	
2	Masonry plug 8G*25mm	

Installation Instructions

1. The SLX Lighting Transformer mounts uses a "keyhole" mounting system, as shown in the following diagram. Having identified a suitable installation location, insert the two provided mounting screws (item 75132) into the wall with a 50mm spacing. If affixing to masonry, use the provided masonry plugs (item 75131).



2. Hang the SLX Lighting Transformer from the two screws, ensuring that the power supply drops down into place and is locked in position. Plug the SLX power supply's mains cable into a mains outlet.
3. To connect your lights to the power supply, insert each wire of the light cable into one of each opening in the supplied green connectors (item 2030046), and then tighten the screws on top. The wires can go into either opening, as there is no polarity.



4. Ensure mains power to the SLX Lighting Transformer is off.

5. Insert each green connector into the bottom of SLX Lighting Transformer, into any of the available positions. The connectors will only insert one way.
6. Turn mains power on to the SLX Lighting Transformer and your lights should now be on. To turn the lights off, switch off power at the mains power outlet.

MAINTENANCE OF YOUR POWER SUPPLY

Maintenance Schedule: A small amount of regular care and attention to your pool equipment will help ensure long life and trouble free performance.

To protect against extremes of temperature, your unit is vented to allow expensive electronics to cool. Ants and some insects are often attracted to the warmer, dry environment inside the enclosure. We recommend that, with power turned off, you spray a surface insecticide on the surfaces surrounding the control to prevent ant and insect ingress. Repeat every three months or as necessary.

Timing	Maintenance Check	Service action (if required)
Three Monthly	Check for insects/ants	Spray a surface insecticide on the surfaces around the unit to prevent ant and insect ingress.

Important note: Regular maintenance is important to ensure long life and trouble free performance of your pool equipment. If unable to perform the maintenance yourself, contact your local AstralPool office who will arrange a trained service technician to perform the maintenance for you.

WARRANTY

AstralPool Australia Pty Ltd (ABN 97 007 284 504) ("AstralPool") provides the following warranty in relation to the SLX series underwater lights ("Product").

Our goods come with guarantees that cannot be excluded under the Australian Consumer Law. You are entitled to a replacement or refund for a major failure and for compensation for any other reasonably foreseeable loss or damage. You are also entitled to have the goods repaired or replaced if the goods fail to be of acceptable quality and the failure does not amount to a major failure.

The benefits of this warranty are in addition to any rights and remedies imposed by Australian State and Federal legislation that cannot be excluded. Nothing in this warranty is to be interpreted as excluding, restricting or modifying any State or Federal legislation applicable to the supply of goods and services which cannot be excluded, restricted or modified.

WARRANTY

AstralPool warrants that, subject to the exclusions and limitations below, the Product will be free from defects in materials and workmanship during the warranty period. The warranty periods are set out below and commence 30 days after the date of purchase (to allow for installation). The warranty period may vary for different parts of the Product.

Parts	Warranty Period
Plastic moulded parts - Light, niche and other	5 years
SLX Lighting Transformer and/or lamp	1 year

If a defect appears in the Product before the end of the warranty period and AstralPool finds the Product to be defective in materials or workmanship, AstralPool will, in its sole discretion, either:

- (a) replace or repair the Product or the defective part of the Product free of charge; or
- (b) Cause the Product or the defective part of the Product to be replaced or repaired by an Authorised AstralPool Service Agent free of charge.

AstralPool reserves the right to replace defective parts of the Product with parts and components of similar quality, grade and composition where an identical part or component is not available.

Goods presented for repair may be replaced by refurbished goods of the same type rather than being repaired. Refurbished parts may be used to repair the goods.

WARRANTY CLAIMS

1. If a fault covered by warranty occurs, the customer must first contact AstralPool at the contact address listed below, or an Authorised AstralPool Service Agent.
2. Any warranty claim must be accompanied by:
 - (a) proof of purchase;
 - (b) full details of the alleged defect; and
 - (c) appropriate documentation (such as historical and maintenance records).
3. The customer must make the Product available to AstralPool or its Authorised AstralPool Service Agent for inspection and testing. AstralPool or its Authorised AstralPool Service Agent will attend the premises where the Product is installed for inspection and testing. If the Product is installed:
 - (a) outside a capital city metropolitan area; and
 - (b) is not within a 20 km radius of an Authorised AstralPool Service Agent;then the customer may have to pay a travel fee.
4. If such inspection and testing finds no defect in the Product, the customer must pay AstralPool's usual costs of service work and testing. If such inspection and testing finds a defect that is not covered by this warranty, the customer must pay AstralPool's usual costs of service work plus any parts and labour required to repair the Product, unless recoverable from AstralPool on the failure of any statutory guarantee under the ACL.

Exclusions

The warranty will not apply where:

- (a) the customer is in breach of the Terms and Conditions of Sale;
- (b) the Product was used for a purpose other than one it was intended for;
- (c) the Product was repaired, modified or altered by any person other than AstralPool;
- (d) the Product has not been installed, maintained and/or operated in complete compliance with the installation and operating instructions and any instructions by AstralPool;
- (e) the Product has been subject to accident, negligence, alteration, abuse or misuse.

The warranty does not extend to:

- a) normal wear and tear;
- b) weather and other environmental conditions including but not limited to storm, flood, and/or heat wave damage; or
- c) service and maintenance items.

Examples of exclusions include but are not limited to:

- Operation of light out of water
- Use of non-AstralPool power supply

Commercial Installations

On commercial installations, such as health clubs, motels/hotels and hydrotherapy facilities, the warranty is limited to parts and in field labour (within capital city metropolitan areas or 20 km radius of Authorised AstralPool Service Agents) for a period of 12 months from the date of purchase plus 30 days to allow for installation.

LIMITATIONS

AstralPool makes no express warranties or representations other than set out in this warranty.

The repair or replacement of the Product or part of the Product is the absolute limit of AstralPool's liability under this express warranty.